

HOMECREST[®]

C A B I N E T R Y



DESIGN GUIDE

Welcome to the Homecrest™ Design Guide.

Full of tips and inspiration, this design guide is your go-to companion during the exciting and, yes, sometimes overwhelming process that is home remodel. Browse the styles and finishes, organizational “sanity helpers”, and attention-grabbing wood hoods, and be reassured by the designer notes along the way.

Homecrest’s powerful portfolio of cabinetry options will propel your vision of home from magazine clippings and Pinterest boards to a dream realized. You can count on Homecrest - and on me - to deliver what will surely be your new favorite room.

Cheers to a beautiful home!

Your Homecrest Designer

WHAT’S INSIDE!

- 1 DESIGNER SPOTLIGHT
- 2 TAP INTO THE LATEST TRENDS
- 4 STYLE WITH STAYING POWER
- 10 JUST THE RIGHT FINISH
- 12 PAINT IT PRETTY
- 14 STUNNING STAINS
- 18 PURESTYLE™ POWER
- 22 ORGANIZATIONAL OVERHAUL
- 24 WOOD HOODS THAT IMPRESS
- 28 CRAFTSMANSHIP & CONSTRUCTION



DESIGNER SPOTLIGHT

RACHEL BROWN
Kitchen and Bath Designer
New Albany, IN

Hello, Rachel.

Tell us a little about yourself.

I am from Owensboro, KY, where my parents had a paint and flooring business. While pursuing an accounting degree in college, I temporarily stepped in to assist with bookkeeping for the family business. However, my path swiftly veered as I discovered my passion for collaborating with builders, homeowners, and designers. Beyond my professional endeavors, I enjoy spending quality time with my two adult daughters, taking leisurely walks in the woods, and traveling.

How long have you been a designer?

I began my design journey in 1996, focusing on flooring, tile, paint, and wallpaper. In 2014, I expanded my expertise to include kitchens and baths, which led to the beginning of my journey designing with Homecrest cabinets.

What are some of your favorite features of Homecrest?

I appreciate Homecrest’s offering of wood species, specifically the option of Hickory. This allows me to meet the needs of customers desiring that look of woodgrain. Also, I enjoy Homecrest’s soft, soothing color palette with trend-forward choices.

Tell us a bit more about this design. We especially love how you included glass-front cabinets and created a built-in look for the refrigerator.

The client expressed a desire for upgraded cabinetry without opting for fully customized cabinets. They particularly liked the finish options with Homecrest and requested cabinets extending to the ceiling with glass-front features, a pull-out trash can, and an apron front sink. I utilized cabinet components to achieve a custom, built-in look for the 48” refrigerator. This accomplishment was particularly noteworthy as the builder had initially informed the clients that a 48” built-in refrigerator would require custom-made cabinets, but we were able to achieve it with Homecrest! We also got creative with cabinet fillers to create a craftsman-inspired “X design” detail on the sides of the island.

Do you have any design tips or tricks that you’d like to share?

My design advice encourages creative thinking. When meeting with clients, I prioritize their wish list, budget, and timeline, and carefully assess which cabinet line can best meet their needs.

Thanks for allowing us a look at your kitchen, Rachel. Looking forward to seeing more beautiful designs from you!



Sedona Painted Hardwood Alpine Island/Fireplace in Galaxy

TAP INTO THE LATEST TRENDS



TOP 3 MOST REQUESTED FUNCTIONAL DESIGNS**

- Customized Storage Solutions
- Multi-Functional Islands
- Open Configurations

Base Pantry Pull-out, shown below left, puts meal prep at your fingertips.

CABINET COLOR MIXING STILL TRENDING*

46% Homeowners that chose a contrasting island color.

Top 3 choices for island color:

Almost 25% Blue | 15% Gray | 12% Black

Source: HOUZZ

Kitchen: Rosedale Painted Hardwood Alpine with Maple Derby Island
Office: Kendrick Painted Hardwood Peacock

MUST-HAVE FEATURES RESPOND TO SMALL-APPLIANCE TREND**

Appliance garages, like the one shown to the right, are key in concealing steamers, air-fryers and slow-cooking appliances.

KITCHEN ASPECTS FOR WHICH HOMEOWNERS MOST REGRET NOT SPLURGING.*

- 33% Made kitchen larger
- 26% Cabinets
- 25% Pantry
- 24% Storage/organization

* Source: RICKI - 2023 Remodelers 360

** 2023/2024 MasterBrand Cabinetry Trends Report



Wall Appliance Garage Doors



Base Pantry Pull-out



Wine Storage and Base Roll Trays



Rosedale Painted Hardwood Haven

READY, SET, STYLE.

Selecting a drawer and door style is a great place to get started. From a straight-forward Shaker to an intricately detailed design style, Homecrest™ has what you need.

THINGS TO CONSIDER WHEN SHOPPING STYLES:


Select the one that aligns with your vision.




SLAB DRAWER FRONT
Clean, smooth slab drawer fronts.




5-PIECE DRAWER FRONT
Detailed, five-piece drawer fronts.



TRADITIONAL OVERLAY
Door and drawer fronts show more of the cabinet frame behind them.



MODIFIED FULL OVERLAY
Doors and drawer fronts are the same width as they are in Full Overlay, but height adjusted to allow 1" of the cabinet frame exposed at the top of wall and tall cabinets for easier placement of crown moulding. Doors and drawer fronts appear close together in a cabinet run.



FULL OVERLAY
Doors and drawer fronts cover more of the cabinet frame behind them and appear close together in a cabinet run.

FULL/MODIFIED FULL OVERLAY DOOR STYLES

- (M) maple
- (P) painted hardwood
- (O) oak
- (H) hickory
- (R) rustic hickory
- (P) PureStyle™
- (L) Laminate

- (T) Traditional Overlay
- (F) Full Overlay
- (M) Modified Full Overlay



BEXLEY 5-PIECE* (F M)
(M P H P)




BEXLEY (F M)
(M P H P)



BISHOP 5-PIECE (F M)
(M P O)



BISHOP (F M)
(M P O)



CHALET (F M)
(M P L)



DARWYN 5-PIECE* (F M)
(M P O H R P)



DARWYN (F M)
(M P O H R P)



DOVER 5-PIECE (F M)
(M P O H R)

* Bexley & Darwyn PureStyle™ feature mitered door and drawer front construction.

FULL/MODIFIED FULL OVERLAY DOOR STYLES

- T Traditional Overlay
- F Full Overlay
- M Modified Full Overlay

- M maple
- P painted hardwood
- O oak
- H hickory
- R rustic hickory
- P PureStyle™
- L Laminate



DOVER
M P O H R



HAYLAN 5-PIECE
M P




HAYLAN
M P



HIGHLAND 5-PIECE
M P



KENDRICK 5-PIECE
M P H O




KENDRICK
M P H O



PIPER 5-PIECE
M P O H



PIPER
M P O H



ROSEDALE 5-PIECE
M P



ROSEDALE
M P



SEDONA 5-PIECE*
M P O H R P



SEDONA
M P O H R P




WALDRON 5-PIECE*
M P H O P



WALDRON
M P H O



WELZIN 5-PIECE
M P O H



WELZIN
M P O H

* Sedona & Waldron PureStyle™ feature mitered door and drawer front construction.

TRADITIONAL OVERLAY DOOR STYLES

- T Traditional Overlay
- F Full Overlay
- M Modified Full Overlay

- M maple
- P painted hardwood
- O oak
- H hickory
- R rustic hickory
- P PureStyle™
- L Laminate



ARBOR 5-PIECE* T
M P O H R P



ARBOR T
M P O H R P



FYFER T
M P O H



JOPLIN T
M P O



KENOSHA T
M P H O



LAUTNER 5-PIECE* T
M P H P



LAUTNER T
M P H P



WEXFORD T
M P H O R

* Arbor & Lautner PureStyle™ feature mitered door and drawer front construction.



Fyfer Painted Hardwood Galaxy

FINISHES

JUST THE RIGHT FINISH.

Year after year, white wins the popular vote in kitchen cabinet paint finish choice, and it may be the winning choice for you.

If that's the case, the real question is which white. After all, white isn't white. There are many shades and tints of white to choose from with Homecrest. Work with your designer to find your right white.



Waldron Maple Wren

Rosedale Painted Hardwood Alpine Island: Rosedale Maple Derby



Waldron PureStyle™ Galaxy

CUE THE COLOR.

What if white isn't right for your design? You can go bold and choose a color for your full design or go with a dynamic two-tone design to create dimension. The two-tone concept can be done with two paint finishes or a paint and a stain.


These are some of our favorite finish combinations to inspire you!



Haven Paint & Churro Stain



Peacock Paint & Anchor Stain



Galaxy Paint & Mane Stain

DESIGNER TIP:

Prior to making a final decision, be sure to view the finish you select in your home in the lighting that your cabinets will experience and at different times of day. This will ensure you make a confident choice.


FINISHES



Bexley Painted Hardwood Willow

PAINTS*

Available on Painted Hardwood.



ALPINE (P) **FRENCH VANILLA** (P) **MYSTIC** (P) **ICEBERG** (P) **WILLOW** (P)



GALAXY (P) **HAVEN** (P) **POOLHOUSE** (P) **PEACOCK** (P) **ONYX** (P)

* When Paint is selected, cabinet components, doors and/or drawer fronts may be constructed of various hardwood materials and/or composite materials such as Medium Density Fiberboard (MDF) and/or High Density Fiberboard (HDF).

GLAZES AVAILABLE ON PAINTS**

Available on all paints on Painted Hardwood.

- (M) maple
- (P) painted hardwood
- (O) oak
- (H) hickory
- (R) rustic hickory
- (P) PureStyle™
- (L) Laminate



ALPINE WITH BROWNSTONE (P) **ALPINE WITH EBONY** (P) **FRENCH VANILLA WITH BROWNSTONE** (P) **FRENCH VANILLA WITH EBONY** (P) **MYSTIC WITH BROWNSTONE** (P) **MYSTIC WITH EBONY** (P)



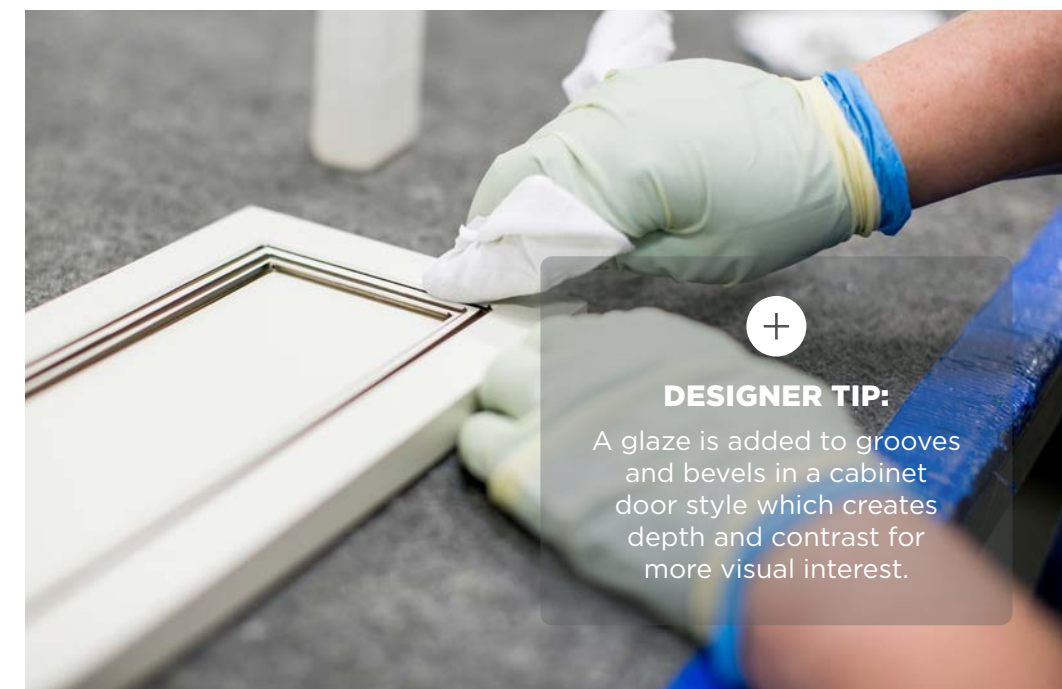
ICEBERG WITH BROWNSTONE (P) **ICEBERG WITH EBONY** (P) **WILLOW WITH BROWNSTONE** (P) **WILLOW WITH EBONY** (P) **GALAXY WITH BROWNSTONE** (P) **GALAXY WITH EBONY** (P)



HAVEN WITH BROWNSTONE (P) **HAVEN WITH EBONY** (P) **POOLHOUSE WITH BROWNSTONE** (P) **POOLHOUSE WITH EBONY** (P) **PEACOCK WITH BROWNSTONE** (P) **PEACOCK WITH EBONY** (P)



ONYX WITH BROWNSTONE (P) **ONYX WITH EBONY** (P)



DESIGNER TIP:

A glaze is added to grooves and bevels in a cabinet door style which creates depth and contrast for more visual interest.

* For representation only. Glazes are available on all finishes. Glazes are not available on the Chalet door style. See your Homecrest dealer for final color selection.

** When Paint is selected, cabinet components, doors and/or drawer fronts may be constructed of various hardwood materials and/or composite materials such as Medium Density Fiberboard (MDF) and/or High Density Fiberboard (HDF).



DESIGNER TIP:

Bring vibes of the outdoors in with a stained finish, inspired by earth tones. Our light brown stain, Churro, evokes a nature-inspired look in this kitchen.

SET THE SCENE.

Discover the trend-forward stain finishes available within the Homecrest offering on the following page.


FINISHES



Rosedale Maple Derby

STAINS

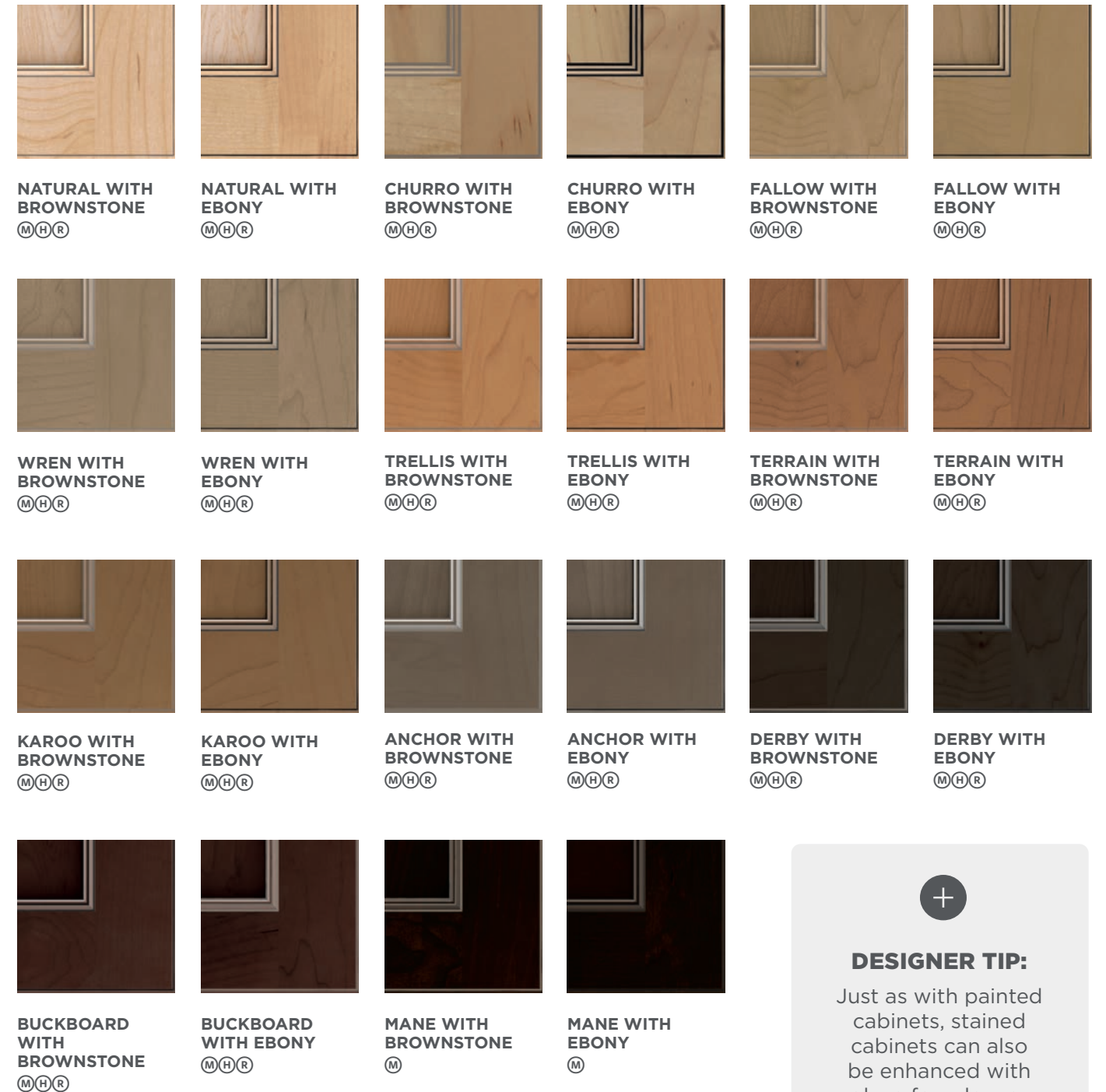
Available in species indicated. Talk with your designer to understand exceptions.



GLAZES AVAILABLE ON STAINS*

Available on all stains on species indicated.
Talk with your designer to understand exceptions.

- Ⓜ maple
- Ⓟ painted hardwood
- Ⓞ oak
- Ⓜ hickory
- Ⓡ rustic hickory
- Ⓟ PureStyle™
- Ⓛ Laminate



+

DESIGNER TIP:
Just as with painted cabinets, stained cabinets can also be enhanced with glaze for a low or high contrast.

PURESTYLE™

- T Traditional Overlay
- F Full Overlay
- M Modified Full Overlay



BEXLEY F M
5-Piece Drawer Front



BEXLEY F M
Slab Drawer Front



DARWYN F M
5-Piece Drawer Front



DARWYN F M
Slab Drawer Front



SEDONA F M
5-Piece Drawer Front



SEDONA F M
Slab Drawer Front



WALDRON 5-PIECE F M



CHALET F M



ARBOR T
5-Piece Drawer Front



ARBOR T
Slab Drawer Front



LAUTNER T
5-Piece Drawer Front



LAUTNER T
Slab Drawer Front

Homecrest™ offers PureStyle for those looking for the beauty of a paint finish with added durability.

The PureStyle wrapped door and drawer front design solution delivers crisp, clean details and a durable, paint-like finish. The added benefits of color consistency paired with the resistance to scratching, fading and surface water mean PureStyle delivers fashion without the fuss.




CLEANS BEAUTIFULLY.

A clean cloth dampened with a solution of 5% dish soap and 95% water is all it takes to clean PureStyle cabinetry. Dry with a clean, soft cloth.

EXCEPTIONAL FINISH.

PureStyle features color consistency without the unpredictable variability often seen by various wood types. The surface regularity of PureStyle results in a fashionable, clean-lined aesthetic.



ALPINE



MYSTIC



ICEBERG




WILLOW



GALAXY



POOLHOUSE





DESIGNER TIP:

Don't stop at the kitchen or bath! What other areas of your home could benefit from inspired cabinet design? For example, your designer can turn an underutilized corner of your laundry room into extra pantry storage and workspace.

BEAUTIFUL. INSIDE AND OUT.

Turn the page to explore the storage and organizational features that make this room both beautiful and functional.

ORGANIZATIONAL OVERHAUL

Who couldn't use a little help keeping life better organized? Tucked inside Homecrest™ cabinets are a multitude of organizational options just waiting to tidy your Tupperware® and make sense of your mess. With so many Homecrest™ Smart Solutions™ to choose from, you can select the right combination for your personal needs. After all, cabinet organization is more than storage — it's peace of mind.

- A** SuperCabinet™
- B** Base Wastebasket
- C** Base CabMat™
- D** Base Corner Super Susan with Wood Shelves
- E** Cutlery Insert Wood Divider
- F** Base Pull-out
- G** Pull-Down Spice Rack
- H** Two Drawer Base
- I** Base Utensil Pantry Pull-out with Knife Block
- J** Base Utensil Pantry Pull-out
- K** Roll-out Tray Divider
- L** Wine Storage
- M** Utility Cabinet with Roll Trays



DESIGNER TIP:
 Thirty-percent of consumers regret not selecting organizational features as part of their kitchen remodel*. Build them into your design from the get-go.
* Source: RICKI - 2021 Remodelers 360



WOOD HOODS

A trend with staying power, wood hoods top many kitchen remodel must-have lists. Whether built-in to seamlessly integrate with cabinetry or designed to stand out as a showpiece, Homecrest™ makes wood hoods for every kitchen.

- A** Straight Batten Wood Hood
- B** Canopy Square Wood Hood
- C** Signature Mantel Wood Hood
- D** Square Flat Panel Wood Hood
- E** Designer Square Wood Hood
- F** Simple Tapered Wood Hood
- G** Shiplap Tapered Wood Hood
- H** Tapered Wood Hood
- I** Artisan Straight Wood Hood
- J** Waterfall Wood Hood
- K** Craftsman Wood Hood




DESIGNER TIP:
 Don't settle for just any wood hood. Your designer can create a wood hood that perfectly complements your kitchen.

HOMECREST[®]

C A B I N E T R Y

Enjoy the journey by using Homecrest's start-to-finish overview of designing your new room. As always, your designer is here to walk alongside you, offer guidance and help deliver your vision.



Project Planner

LOCK IN YOUR STYLE.

- Browse magazines and websites such as Houzz and Pinterest to select images that reflect your design style.
- Save your favorite door styles, finishes and organizational cabinets and specialty products on the Homecrest website.

ASSESS AND DESIGN.

- Obtain accurate measurements for your new space.
- Meet with your kitchen designer to work on design options and layouts.
- Consider your other design components: flooring, countertop, backsplash, lighting, faucets, appliances, wall color, and hardware.
- Develop a budget for your new space.

PLACE YOUR CABINET ORDER.

- Secure an installer if your designer is not doing this for you.
- Use this time to prepare meals ahead of time and set up a temporary kitchen space if you are undergoing a remodel.
- Determine tasks to be completed before your cabinets arrive. Be sure to complete everything you need to complete, such as flooring installation, before your cabinets arrive.

ENJOY YOUR SPACE!

- Review the care and cleaning information. Discover how to touch up your cabinets.
- Learn how to make adjustments to your cabinet door hinges and drawer guides.
- Enjoy!


Visit homecrestcabinetry.com for more information and inspiration.



QUALITY CRAFTSMANSHIP

PROTECTION FOR YOUR INVESTMENT

Homecrest™ provides the best quality cabinet at every price point, all backed by a limited lifetime warranty from the #1 cabinetry manufacturer in the industry.



Part of the
MasterBrand™
Family

Homecrest™ is a subsidiary of MasterBrand™, an industry leader that comprises a breadth of quality cabinet brands. Since 1926, the MasterBrand™ family has earned its reputation as one of America's top cabinetmakers, and Homecrest™ has helped MasterBrand™ achieve this. Beautiful. Functional. Durable. These are the defining qualities of Homecrest™.

STANDARD CONSTRUCTION

This traditional cabinetry construction features a 1-1/2" wide face frame behind the door and drawer front. Regardless of the door style chosen, a portion of the frame will be visible when the doors and drawers are closed. Available on all Full/Modified Full Overlay and Traditional Overlay door styles.

CABINET BOX

- Top and Bottom: 3/8" Thick furniture board
- Sides: 1/2" Thick furniture board
- Back: 3/8" Thick furniture board

CABINET EXTERIOR

- Sides: matching laminate
- Wall cabinet top/bottom: Natural Maple laminate
- Back: unfinished

CABINET INTERIOR

Natural Maple laminate

DRAWERS

Four-sided, dovetailed, clear-coated hardwood with full extension, SofTouch™

HINGES

Fully concealed, 6-way adjustable hinge with SofTouch™

I-BEAM BRACES

3/8" Thick furniture board

ADJUSTABLE SHELF

3/4" Thick furniture board with Natural Maple laminate and PVC edgebanding

TOEKICK

Unfinished furniture board; field-applied Toeboard required



ALL-PLYWOOD** CONSTRUCTION UPGRADE AVAILABLE

Ask your designer about construction upgrade options.

** All-plywood components meet ANSI/HPVA HP-1 standards, and may contain MDF or particleboard.

HOMECREST[®]

C A B I N E T R Y



Haylan Maple Churro
Front cover: Rosedale Painted Hardwood Haven

Styles, product availability and construction may vary slightly from those shown in this book due to material availability and/or design evolution. Specifications are subject to change without notice. Customer service is available if your design requires verification of product availability and specifications.

Product photography and illustrations have been reproduced as accurately as printing technologies permit. To ensure highest satisfaction, we strongly recommend you view an actual sample for best color, wood grain and finish representation.

Homecrest™ has a Limited Lifetime Warranty.

For terms and conditions, please visit: www.Homecrestcabinetry.com/warranty



Part of the
MasterBrand[®]
Family

homecrestcabinetry.com
#homecrestcabinetry
©2024 MasterBrand Cabinets LLC
All rights reserved.

HCDESGD0824
08/2024
WA/30M